

Add the Title of Your Paper

Christos H. Skiadas¹ and Ioannis Dimotikalis²

¹ Technical University of Crete
University Campus, Chania, Crete, Greece
(e-mail: skiadas@ermes.tuc.gr)

² Technological Educational Institute of Crete
Agios Nikolaos, Crete, Greece
(e-mail: jdimit@finance.teicrete.gr)

Abstract. A refereed selection of papers of the Chaotic Modeling and Simulation International Conference (SMTDA2012) will be published as a Proceedings volume. In these guidelines we describe the format instructions and the submission procedure both to be followed seriously. The text of these guidelines is written in the prescribed format and can be used as a specimen.

Keywords: Conference, SMTDA2012, Style file.

1 The format of the text

Please use the style file `smtda2012.cls`. This file takes care of all the formatting. You can download this style file, together with a sample file `article-smtda2012.tex` at the SMTDA2012 conference web site:

<http://www.smta.net/>

Please use the `smtda2012.cls` style file and standard fonts. Use other style files only if it is absolutely necessary in order to typeset your text.

If you have any problems with our file format please contact:

secretariat@smta.net
Conference Secretariat

2 Heading, abstract, keywords, and sections

For the heading, specify the following items:

- `\title*` to specify the title of your manuscript,
- `\toctitle` to specify the title to be used in the table of contents,
- `\titlerunning` to specify the title in the running head,
- `\author` specifies the authors. Authors are separated by the `\and` command. Use the `\inst` command to define reference marks to your affiliations if needed.
- `\index` to allow each of the authors to appear in the author index.

- `\authorrunning` to specify the author name(s) in the running head. If there are more than two authors, please abbreviate the author list (e.g., C. H. Skiadas et al.) for the running head.
- `\institute` command lets you specify the your affiliation and your address. Separate two or more different affiliations by the `\and` command.

An abstract (6-9 lines) is to be included after the heading using the commands `\begin{abstract} ... \end{abstract}`. Specify keywords using the `\keyword` command, once for each keyword.

Please use only the L^AT_EX sectioning commands `\section`, `\subsection`. Do not use a deeper hierarchy. Considering the length of the manuscript, we recommend only using the `\section` command. Only capitalize the first word of the (sub)section title.

3 Length of the paper, figures, tables, and equations

The manuscripts should be no longer than **8 pages** using the `smta2012.cls` style file.

Each figure or table must have a caption, briefly explaining this figure or table, e.g., “Fig. 3. Plot of” or “Table 1. Data of” (arabic numbering). Use the `\ref` command when referring to a figure or a table in the text, for example: “Deadlines are available in Table 1”.

October 30 2011	Abstract submission and special session submission
March 30 2012	Camera ready paper and registration
June 5 – June 8 2012	SMTDA 2012 Conference

Table 1. Deadlines and important dates

L^AT_EX source for table 1:

```
\begin{table}
\begin{center}
\begin{tabular}{|rc|l|l|}
\hline
October 30 & 2011 & Abstract and
special sessions submission\\
\hline
March 30 & 2012 & Camera ready paper and registration\\
\hline
June 5 -- June 8 & 2012 & SMTDA 2012 Conference\\
\hline
\end{tabular}
\end{center}
\end{table}
```

```

\end{center}
\label{tab:dead_lines}
\caption{Deadlines and important dates}
\end{table}

```

Figures and tables must be included at the appropriate place in the text. Please, provide the figures only using the \LaTeX picture commands, or in eps (Encapsulated PostScript) or jpeg or pdf format. A figure contained in the eps(jpeg or pdf)-file `yourfile.eps(jpeg or pdf)` can be included as follows:

```

\begin{figure}
\centerline{
\includegraphics[width=.4\textwidth]
{images/yourfile.eps or jpeg}}
\caption{This is a sample of how to include an
eps or jpeg graphics file in your manuscript.}
\label{fig:ExampleEPS or JPEG File}
\end{figure}

```

The `[width=.8\textwidth]` option specifies that the graphics has to be reduced to 40%. The `\includegraphics` command makes use of the `graphicx` style file, which is a standard \LaTeX graphics tool for including eps, jpeg or pdf-figure files (See example Figure 1).

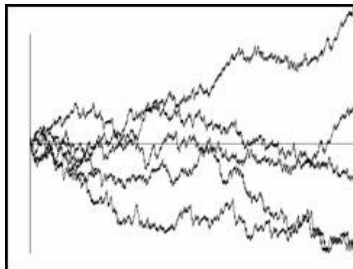


Fig. 1. This is a sample of how to include a JPEG image in your manuscript.

For two figures you can use the following comments

```

\begin{figure}[ht!]
\begin{center}
\begin{tabular}{lr}
\includegraphics[width=0.33\textwidth]{image1}
&
\includegraphics[width=0.45\textwidth]{Logistic}
\\
\end{tabular}
\end{center}
\end{figure}

```

```

\end{tabular}
\caption{Wiener stochastic paths (left) and
stochastic Logistic paths (right)}
\end{center}
\end{figure}

```

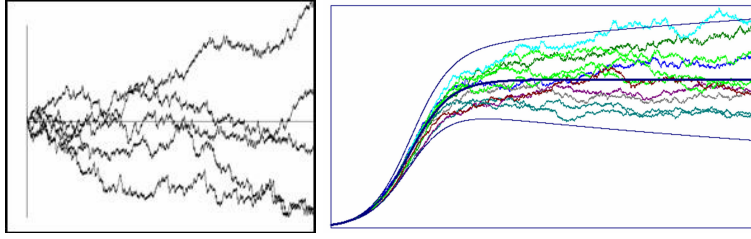


Fig. 2. Wiener stochastic paths (left) and stochastic Logistic paths (right)

A figure containing only \LaTeX picture commands, can be specified as (See example Figure 3)

```

\begin{figure}[t]
\setlength{\unitlength}{4cm}
\centerline{
\begin{picture}(1,1)(0,0)
\linethickness{.5pt}
\put(0,0){\framebox(1,1){}}
\put(0.25,0.25){\circle*{.02}}
\put(0.25,0.75){\circle*{.02}}
\put(0.75,0.75){\circle*{.02}}
\put(0.75,0.25){\circle*{.02}}
\end{picture}}
\caption{This is an example of a figure that uses only
the  $\text{\LaTeX}$  picture commands. It contains four points.}
\label{fig:ExamplePicture}
\end{figure}

```

Equations should be typed using the \LaTeX commands `\begin{equation}` ... `\end{equation}`. For example:

$$g(\mathcal{C}) := \sum_{i=1}^m \sum_{k \in C_i} \|x_k - \bar{x}_{C_i}\|^2. \quad (1)$$




Fig. 3. This is an example of a figure that uses only the \LaTeX picture commands. It contains four points.

If you do not want the equation to be numbered, use `displaymath` instead of `equation`. For example:

$$g(\mathcal{C}) := \sum_{i=1}^m \sum_{k \in C_i} \|x_k - \bar{x}_{C_i}\|^2.$$

4 Specifying references

Please use the `\cite` command to refer to other works in your text. For example Ito[4] for single author. Please note that you need to protect the `\cite` command when used within an `\itemize` environment.

References will appear as follows (Example: Gardiner, 1986[1] or Gardiner[1]):

- Gompertz[2] for single author
- Gihman and Skorokhod[3] in case of two authors
- Skiadas *et al.*[6] for more than two authors

5 Submission of papers, deadlines

Papers in the form of a **pdf** file will be submitted to SMTDA 2012 electronically, please refer to the SMTDA 2012 website.

The submissions page is ready in the conference website where you may find the guidelines to authors and also submit your abstract and your special sessions and workshop proposals.

For any problem, with the submission procedure, please inform the Conference Secretariat (secretariat@smta.net).

6 Camera ready papers, deadlines

Accepted papers will be published in SMTDA 2012 Conference proceedings. Please note that at least one author of the paper must be registered by **March 30, 2012** for publication in the proceedings.

Final submission will consist of:

- the L^AT_EX file,
- a pdf version of your paper,
- possibly eps, jpeg or pdf files for figures, and
- any other file that is necessary to typeset your manuscript in L^AT_EX.

The deadline for Camera ready papers is **March 30, 2012**.

References

1. Gardiner, C. W., *Handbook of Stochastic Methods for Physics, Chemistry and Natural Science*, Second Edition: Springer-Verlag, Berlin (1990).
2. Gompertz, B. “On the nature of the function expressive of the law of human mortality, and on the mode of determining the value of life contingencies”. *Phil. Trans. Roy. Soc.* 115:513–585 (1825).
3. Gihman, I. I., and Skorokhod, A. V., *Stochastic Differential Equations*, Springer-Verlag, Berlin (1972).
4. Ito, K., “On Stochastic Differential Equations”, *Mem. Amer. Math. Soc.* 4, 1–51 (1951).
5. Skiadas, C. H., “Innovation Diffusion Models Expressing Asymmetry and/or Positively or Negatively Influencing Forces”, *Technological Forecasting and Social Change*, 30, 313–330 (1986).
6. Skiadas, C. H., Giovanis, A. N., and Dimotikalis, J., “A Sigmoid Stochastic Growth Model Derived from the Revised Exponential”, in *Applied Stochastic Models and Data Analysis*, J. Janssen and C.H. Skiadas, Eds, World Scientific, 864–870 (1993).